



St. David's Episcopal Church & School

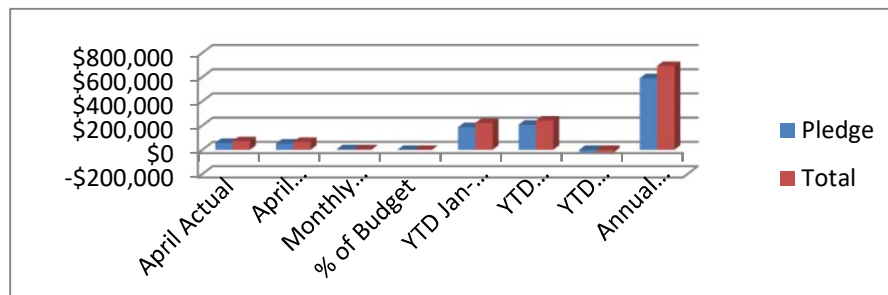
Treasurer's Report

April 2023 Approved 5/24/2023

REVENUE:

	April Actual	April Budget	Monthly Variance	% of Budget	YTD Jan-Apr23	YTD Budget	YTD Variance	Annual Budget
Pledge	\$57,255	\$52,000	\$5,255	110%	\$187,233	\$208,000	-\$20,767	\$590,562
Total	\$71,089	\$65,454	\$5,635	109%	\$222,035	\$241,641	(\$19,606)	\$692,320

April: Pledge offerings for the month of April came in at \$57,255 (110% of budget) which is about 34% higher than the previous month. Our budget for the month of April was \$52,000 and our monthly variance was \$5,255. Our YTD actual pledge offerings was \$187,233 (90% of budget) and was 7% higher than the month before. Total Revenue for the month of April was \$71,089 to a budget of \$65,454 (109% of Budget) and was 30% higher than the month before. Our Total Income YTD was \$222,035 to a YTD Budget of \$241,641 (92% of Budget) and was 6% higher than the previous month. Our Annual Budget is \$692,320. Unpledged Offerings for the month of April was \$3,328 (81% of budget compared to 77% in the previous month). Our YTD Total Unpledged Offerings was \$14,219 (88% of budget). Loose Cash Offerings was 265% of budget YTD. Our Pledged income is back up and our Easter collection was also above expectations for the month of April. This may be an indication of a positive trend to come.

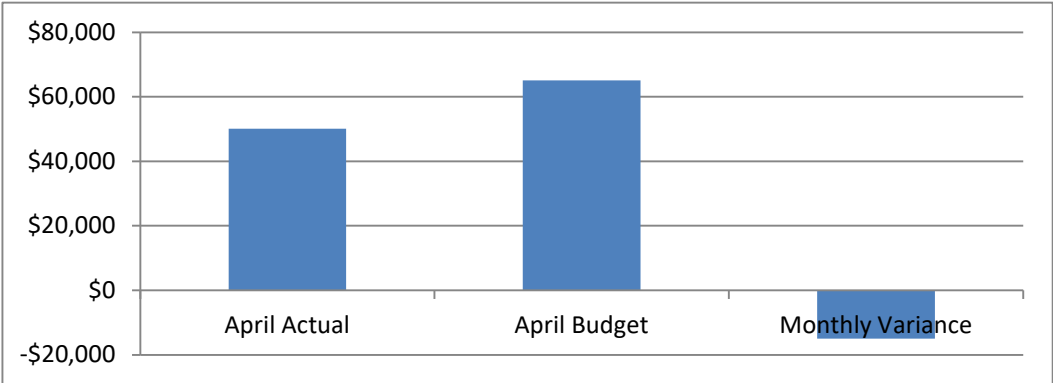


YTD% Pledge Variance: 90%
 YTD Total Variance: 92%

EXPENSE:

April Actual	April Budget	Monthly Varianc	% of Budget	YTD Jan-Apr23	YTD Budget	YTD Variance	Annual Budget	YTD %
\$50,085	\$65,104	(\$15,019)	77%	\$254,006	\$269,936	(\$15,930)	\$803,151	94%

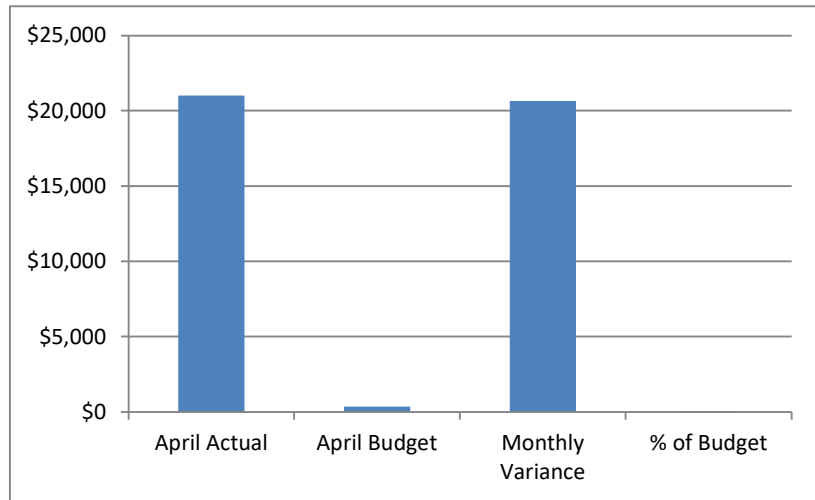
April: Expenses for the month of April was \$50,085 (77% of budget) and was 24% lower than the previous month. Our total expenses was -\$15,019 less than budgeted for the month. Our YTD total expenses was \$254,006 (94% of budget). Our YTD expenses in April was 1% higher than the same time last year..



NET INCOME:

April Actual	April Budget	Monthly Variance	% of Budget	YTD Jan-Apr23	YTD Budget	YTD Variance	YTD %	Annual Budget
\$21,004	\$350	\$20,654	6001%	-\$31,971	(\$28,295)	-\$3,676	113%	(\$110,831)

April: Net Income for the month of April was \$21,004 to a budget of \$350 (6001% of budget). Our variance for the month of April was \$20,654. Our YTD Net Income was -\$31,971 to a budget of -\$28,295 which is 113% of budget. The annual budget is -\$110,831.



THE CHURCH OPERATING ACCOUNT HAS \$189,110.

NOTE: Numbers in Red indicate negative values (examples: () or -).

Respectfully Submitted by John Mellish, May 24, 2023.

NOTES:

6260-03: Health insurance expense was unpaid in April due to issue with the Diocese billing system. Problem fixed and April invoice was paid on May 1.

6330-03: Music payroll compensation is high due to having a sub for Ginny.

6604-01: Landscaping company did not complete their billing for the month of April so that was also paid the beginning of May.

Total expense YTD is under budget but keep in mind the fact that Electric, health ins, musicians and landscaping services were not billed on time.